

IHC 產品目錄

免疫組織化學染色 (immunohistochemistry, IHC) 是使用抗體來檢測、定位組織中特定目標蛋白質的實驗方法，常應用於癌症等疾病診斷、藥物開發和生理研究。Abcam 不僅提供品質一流的 IHC 抗體，更有優質齊全的 IHC 實驗工具選擇。完整產品資訊與最新活動訊息請洽 Abcam 台灣代理 — 伯森生技。



[IHC 實驗指南](#)



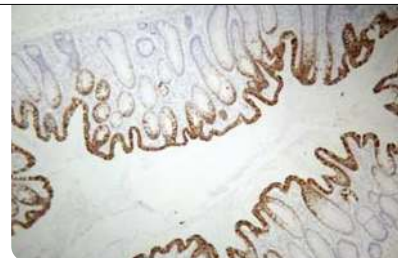
[IHC 一級抗體](#)

抗原修復試劑 (Antigen Retrieval)

HistoReveal (ab103720)

HistoReveal 利用酵素以蛋白水解方法來進行抗原修復 (proteolytic-induced epitope retrieval, PIER)，具以下特色：

- 使用方便：無須加熱，直接於常溫下進行修復反應。
- 保護組織型態：較傳統酵素 Trypsin 或 Pepsin 溫和，不傷害組織型態。
- 修復效果佳：可減少 5~10 倍一級抗體用量。



Staining cyokeratin 20 (CK20) in colon tissue by IHC-P with antigen retrieval using HistoReveal (ab103720).

Cat. No.	Product
ab103720	HistoReveal (15ml)
ab970	Trypsin Antigen Retrieval Solution
ab259256	Trypsin Antigen Retrieval Kit

Cat. No.	Product
ab64220	Proteinase K Antigen Retrieval Solution
ab64201	Pepsin Solution (Antigen Retrieval)

Universal HIER Antigen Retrieval (ab208572)

此款通用型的熱誘導抗原修復 (heat induced epitope retrieval, HIER) 緩衝液具有多項產品優勢：

- 使用方便：和各式抗體相容，免去反覆嘗試不同修復液（如不同 pH 值的 Citrate, EDTA, Tris buffers 等）。
- 修復效果佳：較傳統 HIER 抗原修復液 (Citrate buffer, pH 6.0) 可減少 2~3 倍一級抗體用量。
- pH 值穩定：高溫下仍具有優異的 pH 穩定性，並且成分內含 pH 指示劑，可隨時監看 pH 變化，避免操作過程中酸鹼值過度改變而影響到抗原。

Cat. No.	Product
ab208572	Universal HIER antigen retrieval reagent (10X)
ab93678	Antigen Retrieval Buffer (100X Citrate Buffer pH 6.0)
ab93684	Antigen Retrieval Buffer (100X Tris-EDTA Buffer, pH 9.0)
ab93680	Antigen Retrieval Buffer (100X EDTA Buffer, pH 8.0)
ab93682	Antigen Retrieval Buffer (100X Tris Buffer, pH 10.0)

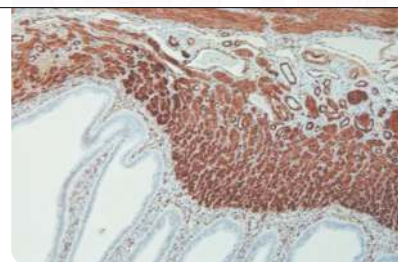
Cat. No.	Product
ab64216	10X EDTA Buffer pH 8.0
ab128986	10X Tris-HCl Buffer for HIER
ab64214	10X Citrate Buffer pH 6.0
ab64236	100X Citrate Buffer pH 6.0

阻斷試劑 (Blocking)

Mouse on Mouse Polymer IHC Kit (ab269452)

本產品可以讓您使用小鼠來源抗體 (mouse antibodies) 檢測小鼠組織 (mouse tissues) 而不必擔心二級抗體 (anti-mouse) 與組織中內源性 IgG 結合產生背景值。

- 降低背景值：試劑盒中的阻斷劑可避免小鼠組織中內源性 IgG 的干擾。
- 提升靈敏度：試劑盒中的二級抗體採用 Micropolymer 專利鍵結技術，使抗體上帶有多個反應酵素，且小分子 micro-polymer 更能穿透組織，使靈敏度有效提升。



Mouse on mouse polymer IHC kit (ab269452) was tested using an anti-actin mouse monoclonal on formalin-fixed paraffin embedded mouse tissue sections.

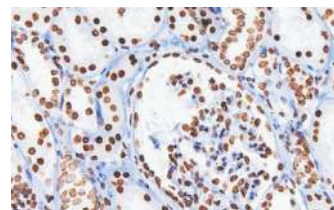
Cat. No.	Product
ab269452	Mouse on Mouse Polymer IHC Kit
ab64212	Avidin/Biotin Blocking Kit
ab156024	Protein Block (WB, IHC-Fr, IHC-P, ELISA)

Cat. No.	Product
ab64226	Protein Block (IHC-P, ELISA, WB)
ab64218	Hydrogen Peroxide Blocking Reagent
ab166956	Sea Block serum free - Tris

訊號放大試劑 (Signal Amplification)

Micro-polymer IHC Detection Kit

- 提升靈敏度：試劑盒中的二級抗體採用 Micropolymer 專利鍵結技術，使抗體上帶有多個反應酵素，且小分子 micro-polymer 更能穿透組織，使靈敏度有效提升。
- 降低背景值：使用 Biotin-free 方式進行訊號放大，避免樣本中內源性 Biotin 所造成的干擾。



Staining human kidney sections by IHC-P using Mouse and Rabbit Specific HRP/DAB IHC Detection Kit - Micro-polymer (ab236466).

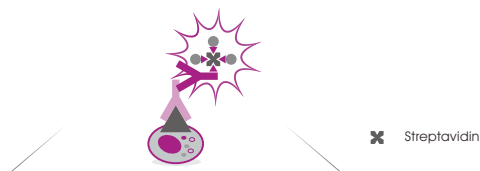
Cat. No.	Product
ab236467	Mouse and Rabbit Specific HRP/AEC IHC Detection Kit - Micro-polymer
ab236466	Mouse and Rabbit Specific HRP/DAB IHC Detection Kit - Micro-polymer
ab236468	Rabbit specific HRP/AEC IHC Detection Kit - Micro-polymer
ab236469	Rabbit specific HRP/DAB IHC Detection Kit - Micro-polymer
ab209101	Rabbit specific IHC polymer detection kit HRP/DAB



Labeled Streptavidin-Biotin (LSAB) IHC Detection Kit

- 提升靈敏度：以 Streptavidin 取代傳統 ABC 法的 Avidin，同樣可鍵結多個反應酵素以放大訊號，但具有更小的分子量，更能穿透組織，使靈敏度有效提升。
- 降低背景值：Streptavidin 沒有醮基化修飾，較 Avidin 分子所帶電荷更加中性，可減少非專一性結合。

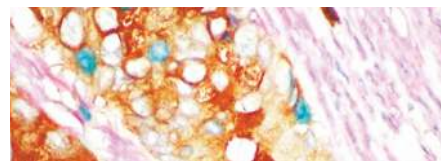
Cat. No.	Product
ab93677	Mouse and Rabbit Specific HRP (ABC) Detection IHC Kit
ab93697	Mouse and Rabbit Specific HRP Plus (ABC) Detection IHC Kit (Ready To Use)
ab93705	Mouse and Rabbit Specific HRP/AEC (ABC) Detection IHC Kit
ab64264	Mouse and Rabbit Specific HRP/DAB (ABC) Detection IHC kit
ab64258	Mouse Specific HRP/AEC (ABC) Detection IHC kit
ab64259	Mouse specific HRP/DAB (ABC) Detection IHC Kit
ab64260	Rabbit specific HRP/AEC (ABC) Detection IHC Kit
ab64261	Rabbit specific HRP/DAB (ABC) Detection IHC Kit



多重染色試劑 (Multicolor Enzymatic IHC)

DoubleStain/TripleStain IHC Kit

- 高訊噪比：二級抗體帶有多個 HRP 或 AP 酵素，可有效放大訊號，並避免樣本中內源性 Biotin 所造成的背景值，有效提高訊噪比。
- 顏色組合多元：有紅、綠、紫、棕、黑等多種顏色可選。
- 配件完整：含二級抗體、呈色劑及封片膠等試劑*，使用便利，品質有保障。
※ 部分商品含 Blocking buffer 可避免小鼠組織中內源性 IgG 的干擾，讓您可以使用小鼠來源抗體 (mouse antibodies) 檢測小鼠組織 (mouse tissues)。



Staining human colon cancer tissue sections by IHC-P using TripleStain IHC Kit: M&M&R on Human tissue (DAB, AP/Red & HRP/Green) ([ab183286](#)). Image key: red (mouse anti-smooth muscle actin), brown (rabbit anti-CEA), emerald (mouse anti-PCNA).

DoubleStain IHC Kit

Cat. No.	Product
ab183282	G&Rt on human/mouse tissue (HRP/Green & AP/Red)
ab183275	M&M on rodent tissue (Green/HRP & AP/Red)
ab183271	G&M on human tissue (BCIP & AEC)
ab183272	G&M on human tissue (Green/HRP & AP/Red)
ab183281	G&Rt on human/mouse tissue (BCIP & AEC)
ab183280	G&Rt on human/mouse tissue (DAB & AP/Red)
ab183273	M&M on rodent tissue (DAB & AP/Red)
ab210060	M&R on human tissue (BCIP & AEC)
ab210059	M&R on human tissue (DAB & AP/Red)
ab210062	M&R on human tissue (DAB & FastRed)
ab210061	M&R on human tissue (HRP/Green & AP/Red)
ab183278	M&Rt on mouse tissue (BCIP & AEC)
ab183283	R&Rt on human/mouse tissue (DAB & AP/Red)
ab183285	R&Rt on human/mouse tissue (Green/HRP & AP/Red)

TripleStain IHC Kit

Cat. No.	Product
ab183286	M&M&R on Human tissue (DAB, AP/Red & HRP/Green)
ab183287	M&M&R on human tissue (DAB, Red/AP & DAB/Ni)
ab183294	M&M&R on rodent tissue (DAB, AP/Red & DAB/Ni)
ab183292	M&M&R on rodent tissue (DAB, HRP/Green & AP/Red)
ab183291	M&R&G on human tissue (DAB, AP/Red & DAB/Ni)
ab183290	M&R&G on human tissue (DAB, AP/Red & HRP/Green)
ab183298	M&R&Rt on rodent tissue (DAB, DAB/Ni & AP/Red)
ab183297	M&R&Rt on rodent tissue (DAB, HRP/Green & AP/Red)
ab183289	R&R&M on human tissue (DAB, AP/Red & DAB/Ni)
ab183288	R&R&M on human tissue (DAB, AP/Red & Green/HRP)
ab183295	R&R&M on rodent tissue (DAB, AP/Red & HRP/Green)

蘇木素-伊紅染色試劑 (H&E Stain)

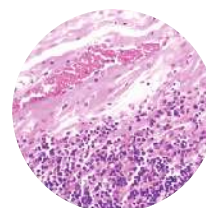
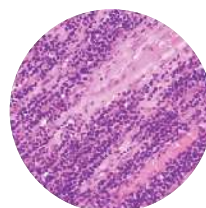
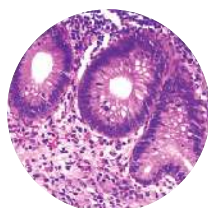
H&E Staining Kit (Hematoxylin and Eosin) ([ab245880](#))

- 操作更人性便利：經過改良的 Eosin Y 染劑在保持傳統酒精配方優勢的同時，還具有低蒸發率、更均勻鮮豔的顯色能力以及更高的表面張力以便更好地保持在組織切片上。
- 顏色對比鮮明：Hematoxylin 能在細胞核產生清晰強烈的藍色，與 Eosin Y 染色的細胞質形成最佳對比。
- 應用範例 (組織結構 - 顯示顏色)
 - 膠原蛋白 (Collagen) - 粉紅色 / 肌肉 (Muscle) - 粉紅色/玫瑰色 / 紅血球 (Erythrocytes) - 粉紅色/玫瑰色
 - 細胞質 (Cytoplasm) - 淺粉色 / 細胞核 (Nuclei) - 藍色

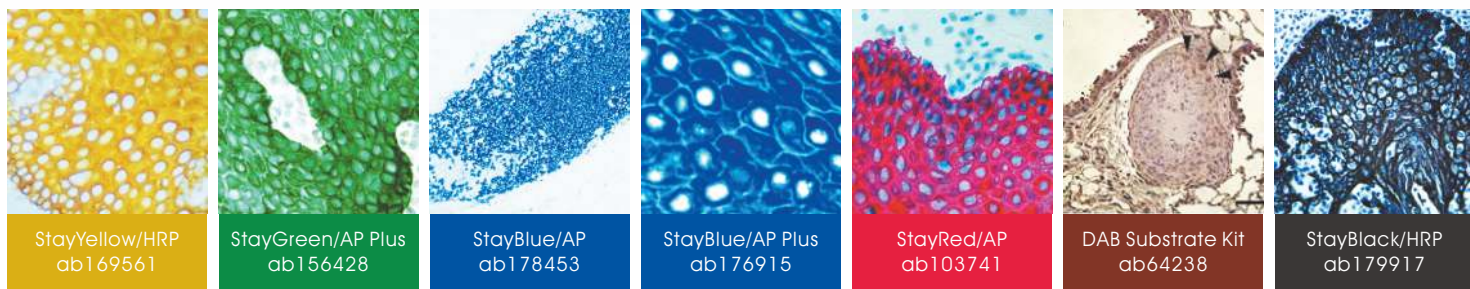


[產品頁面](#)

Cat. No.	Product
ab245880	H&E Staining Kit (Hematoxylin and Eosin)
ab246824	Eosin Y Solution (Modified Alcoholic)
ab220365	Hematoxylin Solution (Mayer's, Modified)



呈色劑與對比染色試劑 (Substrates and Counterstains)




Cat. No.	Product
ab103742	AEC Single/Plus (30ml)
ab64252	AEC Substrate Kit
ab7413	Alkaline Phosphatase chromogen (BCIP/TNBT)
ab671	Alkaline Phosphatase Enhancer
ab675	DAB Enhancer
ab64238	DAB Substrate Kit
ab64254	Fast Red Substrate Kit
ab220365	Hematoxylin Solution (Mayer's, Modified)
ab7468	NBT / BCIP Solution - Ready to Use Alkaline Phosphatase chromogen

Cat. No.	Product
ab246831	Nuclear Fast Red Solution
ab179917	StayBlack/HRP
ab178453	StayBlue/AP (Alcohol and Xylene Substitute Compatible)
ab176915	StayBlue/AP Plus
ab156428	StayGreen/AP Plus (Alcohol and Xylene Substitute Compatible)
ab103741	StayRed/AP (Alcohol & Xylene Compatible)
ab169561	StayYellow/HRP

特殊染色試劑 (Special Stains)

Cat. No.	Product	適用染色對象
ab150681	Picro Sirius Red Stain Kit	結締組織，特別是膠原蛋白
ab150667	Elastic (Connective Tissue Stain)	結締組織 (例如：彈性蛋白)
ab245881	Orcein Stain Kit (Hepatitis B and Elastic Fibers)	B 型肝炎表現抗原 (HBsAg)、彈性纖維、銅相關蛋白
ab150666	Copper Stain (For Microwave)	銅顆粒
ab150687	Von Kossa (Calcium Stain)	鈣顆粒
ab150678	Oil Red O (Lipid Stain) Kit	脂質及脂肪
ab150680	Periodic Acid Schiff (PAS) Stain Kit (Mucin Stain)	黏蛋白、淋巴細胞及真菌
ab150677	Mucicarmine (Mucin Stain)	黏蛋白
ab150662	Alcian Blue, pH 2.5 (Mucin Stain)	黏蛋白
ab150669	Fontana-Masson Stain Kit (Melanin Stain)	黑色素及嗜銀細胞顆粒
ab246820	Crystal Violet Solution	腦、脊髓組織基本神經元結構
ab150663	Congo Red Stain Kit (Amyloid Stain)	類澱粉蛋白 (Amyloid)
ab150676	Methyl Green Pyronin (RNA DNA Stain)	DNA、RNA 和肥大細胞顆粒



Picro Sirius Red
ab150681



Oil Red O
ab150678

封片膠 (Mounting Medium)

Cat. No.	Product	Compatible Chromogen/Fluorescence
ab104141	Limonene Mounting Medium	DAB, AP chromogens, H&E stain
ab64230	Mounting Medium for IHC - Aqueous	Fast-Red, AEC
ab104139	Mounting Medium With DAPI - Aqueous, Fluoroshield	FITC, GFP, Alexa 488, Alexa 594, Cy3, Cy5, Texas Red, AMCA, tetramethyl rhodamine, etc.
ab104135	Anti-Fade Fluorescence Mounting Medium - Aqueous, Fluoroshield	
ab188804	Glycerol Mounting Medium - Anti-Fade with DAPI	